

Solutions for today, Innovations for tomorrow.

HIGH SPEED LINKING AND HANGING SYSTEM FOR NATURAL CASING

 **MACHWEL**

 **MACHWEL-R**
MACHWEL REVOLVER

 **MACHWEL-RC**
MACHWEL REVOLVER
COLLAGEN CASING FEEDER EQUIPPED



HITEC

www.hitec-jp.com

800 links of production / min for natural casing with constant size and weight.



HIGH SPEED LINKING AND HANGING SYSTEM FOR NATURAL CASING

MACHWEL

"MACHWEL" is the equal-length, equal weight, and equal-diameter sausage stuffing machine for natural casing.

In the conventional production sausages of natural casing sausages, it was considered impossible to make weight and length of sausages constant. However, our product "MACHWEL" is the world's first sausage stuffing machine that has realized production of natural casing sausages with equal weight as well as equal length.

"MACHWEL" achieved high-speed production of natural casing sausages.

It is a machine engineered with higher standards than the conventional stuffing theory of natural casing sausage. It has also achieved an increase in production with a decrease in giveaways. In addition the "MACHWEL" can be connected to any stuffer or supply pump in the market.

"MACHWEL" reduces labor and space.

With the addition of casing sensor and an optional water device, the "MACHWEL" has achieved an increase in productivity with a reduction in labor. In addition, the "MACHWEL" is compact; therefore space requirements are reduced.

"MACHWEL" can minimize breakage of casing during stuffing.

The "MACHWEL" reduces casing breakage using a patented stuffing design that is unique to the conventional styles used.



Casing Advancing mechanism and Tail End Detector

The "MACHWEL" reduces casing breakage using a patented stuffing design that is unique to the conventional styles used.



Stationary chute

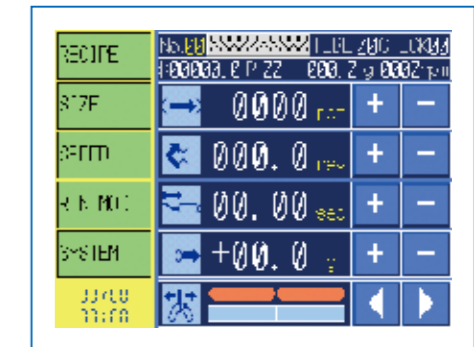
A revolutionary breakthrough over the conventional loop horn which moves to hang product over hooks. Our system allows precise hanging by simply allowing the product to "slide" to the conveyor hooks without the need for more wear parts as on a loop system.



Various Linking Chain

Available in various lengths from 3 pitches (1.125 inches) and longer. "MACHWEL" is available to run half pitch sizes.

Operator Friendly Monitor



Easy changing of products

All your necessary information displayed at a moment's notice, quick and easy.

Easy as 1.2.3.

1. Confirm you have the correct linking chain, tube size, chuck, and hopper adjustment.
2. Select the desired preprogrammed product code.
3. Push the start button.


Everything is stored and predetermined. Machine speed, pump speed, front and tail of casing, twist, etc, the same every time!!!

Production control

All vital data including cycles run, set point, etc can be checked at anytime.

Maintenance and troubleshooting

If any type of problems occur during operation, its location will be displayed immediately. Also, it can quickly be resolved with a flow chart for the machine.



Linking Belt

Pinchers that are attached on the linking belt fix the product length. Customers can choose the product length from 2 cm and in units of 0.5 cm.



Multi stuffing tube ! More efficiency ! Less defective ratio !

Standard model MACHWEL Convertible to revolver !

◀ MACHWEL-R

**HIGH SPEED LINKING AND HANGING SYSTEM
MACHWEL REVOLVER**



**Multi stuffing tube
Step up 30% production
by in-company investigation**

◀ MACHWEL-RC

**HIGH SPEED LINKING AND HANGING SYSTEM
MACHWEL REVOLVER
COLLAGEN CASING FEEDER EQUIPPED**



**Available to run for
continuous collagen casing**

※ the above picture is MACHWEL-RC with STUFFWEL 219.



◀ Multi stuffing tube revolver head
The multi stuffing tube turret (revolver head) allows:
- pre-feeding of natural casings
- up to 30% increased production output
- faster cycle times
- reduced machine stopping / waiting time

◀ Comparison between MACHWEL and MACHWEL-R with revolver head

	MACHWEL	MACHWEL - R
Stuffing Tube	1 - single	3 - multiple
Average Operation Rate	55 %	65 %
Production / hour	300 kg / 660 lbs	420 kg / 925 lbs

HITEC Hook Design Options

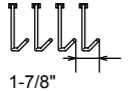
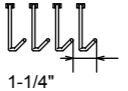
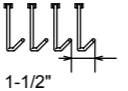
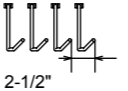



Multi type casing round bar hook



Natural casing plate hook

Other hook designs available for ring sausage or other specialized applications.

RS×Pitch	CONVEYOR CHAINS				
Calculation example 1 inch = 25.4mm RS50 = 5/8inch RS60 = 3/4inch RS50×3P =25.4mm×5/8×3 =47.625mm	RS50×3P  1-7/8" STD HOOK CONVEYOR	RS50×2P  1-1/4" CLOSE HOOK CONVEYOR	RS60×2P  1-1/2" MEDIUM HOOK CONVEYOR	RS50×4P  2-1/2" WIDE HOOK CONVEYOR	Also available RS60×3P  2-1/4"
Hook distance	1 7/8 inch 47.625 mm	1 1/4 inch 31.75 mm	1 1/2 inch 38.1 mm	2 1/2 inch 63.5 mm	2 1/4 inch 57.15 mm

Options



Butterfly Valve

This valve opens/closes interlocking with the linker and prevents the meat from coming out of the stuffing tube.




Hot Water Bath for sheep casing

With installing an optional water device, the process of tying the casings in the front and the tail has been eliminated. This device helps to increase both productivity and casing utilization.



Color Sensor for natural casing

Color sensor detects the surface color of a stuffing tube. When the tail end of natural casing goes off out of a stuffing tube, the color sensor detects it and stop the meat discharge.



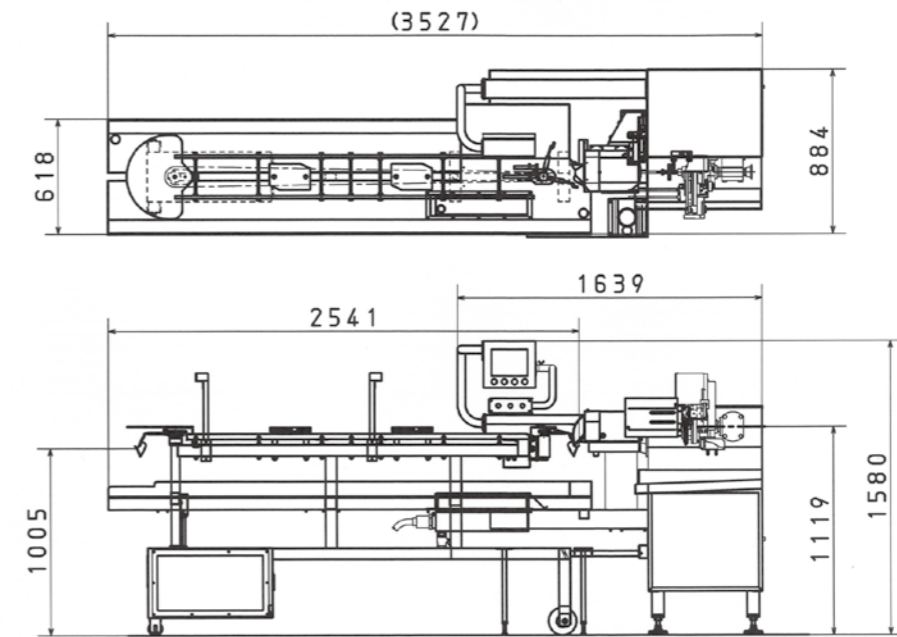
Adjustable tapered packing

It's a vital part which has an important role to make a twist on sausage. The inner diameter of the packing is adjustable by tightening, which helps to look for an ideal and proper twisting.

LAYOUT

MACHWEL-R

MACHWEL REVOLVER

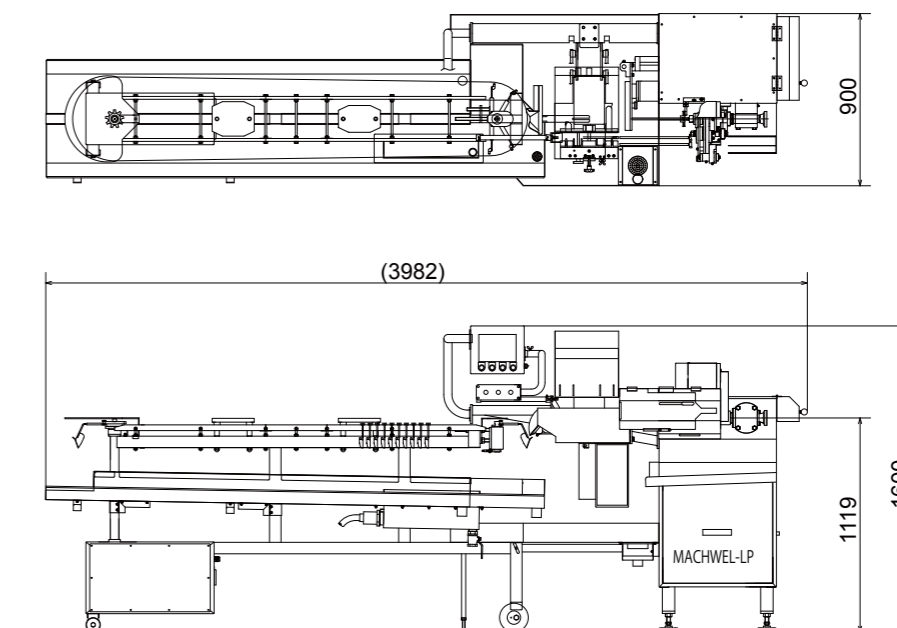


(mm)

LAYOUT

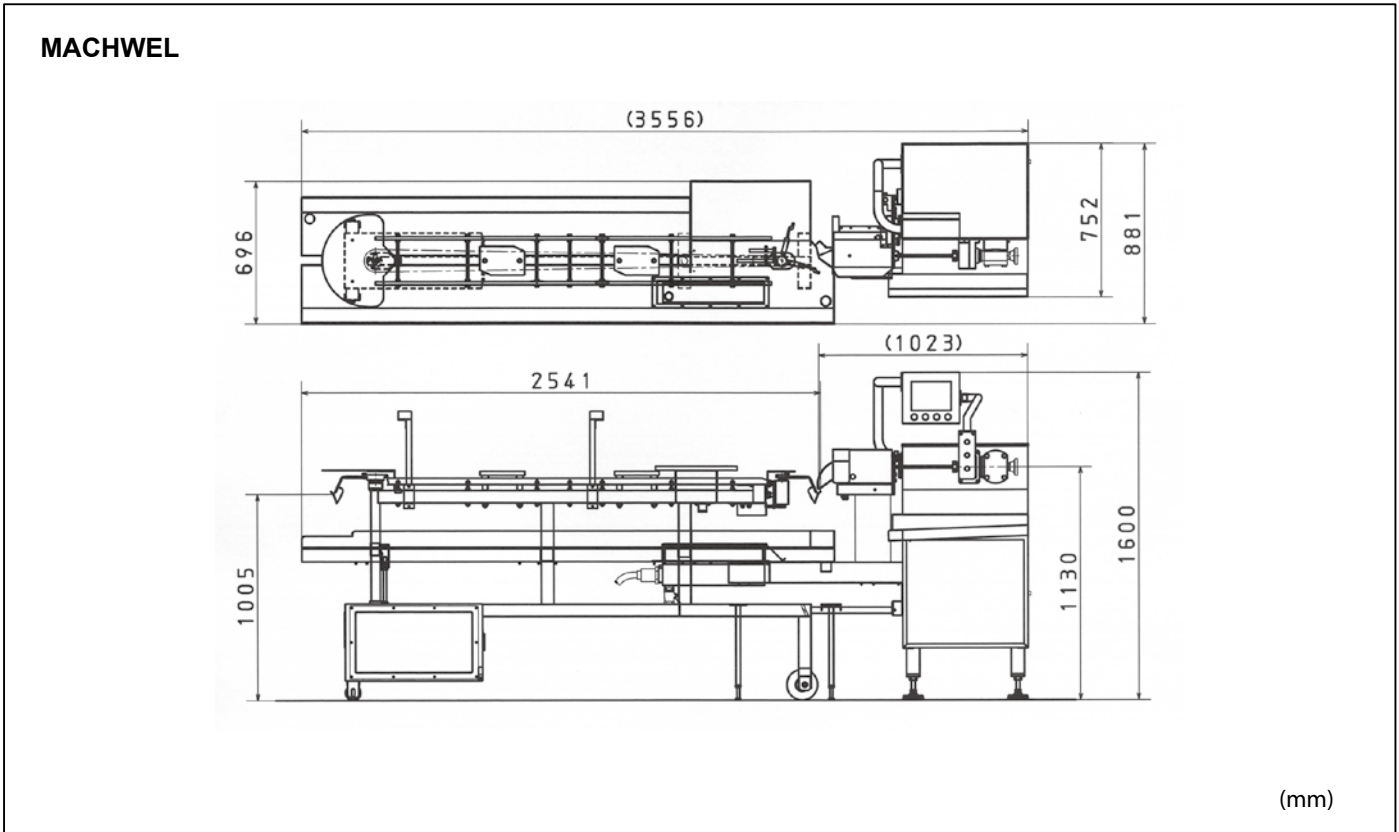
MACHWEL-RC

MACHEWL REVOLVER COLLAGEN CASING FEEDER EQUIPPED



(mm)

■ LAYOUT



■ SPECIFICATION

	MACHWEL	MACHWEL REVOLVER	MACHWEL REVOLVER COLLAGEN CASING FEEDER EQUIPPED
Production Rate	Natural Casing Max 800 pcs/min		Natural Casing Max 800 pcs/min Collagen Casing Max 1000 pcs/min
Production Size	3 Pitches (28.62 mm) or more		
Casing Size	Sheep Casing 14 mm - 25 mm		
	Hog Casing 26 mm - 36 mm		
			Collagen Casing 13 mm - 36 mm
Height	1,610 mm (63 25/64 in)	1,620 mm (63 25/32 in)	1,600 mm (62 63/64 in)
Width	820 mm (32 9/32 in)	890 mm (35 3/64 in)	900 mm (35 7/16 in)
Length	3,600 mm (141 47/64 in)		3,982 mm (156 49/64 in)
Weight	Approx 500 kg (1,102 lbs)	Approx 570 kg (1,256 lbs)	Approx 580 kg (1,278 lbs)
Power Requirements	Three - phase, 6.7 kw		
Pneumatic Requirements	Pressure 0.5 Mpa (75 psi)		

※ Specifications and equipment are subject to change without any obligation on the part of manufacturer.

※ The above production rate is subject to change due to the conditions such as production item, factory and other conditions.

HITEC CO., LTD.
HEAD OFFICE & FACTORY
 2565-8, NAGATSUTA-CHO, MIDORI-KU, YOKOHAMA 226-0026, JAPAN
 PHONE +81-45-983-5000 FAX +81-45-983-0020
 E-mail : sales@hitec-jp.com
 URL : www.hitec-jp.com

